



Easy Squeeze®

FLAT SPONGE MOP


Makes Your Life Easier!®

Use & Care


To begin mopping, soak mop head in water until thoroughly wet. To store: rinse sponge thoroughly with water, wring out excess water, and hang by end cap.

Refills available


Change refill every 3-6 months for best results.



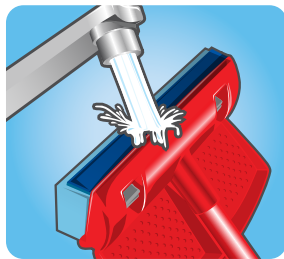
Refill instructions



To remove
Squeeze plastic tabs together to unlock and remove sponge



To replace
Push plastic tabs into holes on frame until it clicks



To clean
Rinse and wring until mop is clean



Refills available

Check out our complete line of cleaning products at ocedar.com



Fast 'N Easy® Broom w/ Dust Pan



Easy Pour™ Bucket



Big Easy® Flat Sponge Mop



ProMist® Spray Mop



Sudsy Scrubber® Dishwand